



# **CLauncher Themes Tutorial**



# Theme Design

## **Designer selection criteria:**

- Each candidate should submit a theme for approval.
- Each and every theme should be of high quality.
- Theme design must be original.
- Candidates with approved themes only will be eligible for employment.
- Only approved themes of selected candidate(s) will be eligible for payment.

## **Approval Scale :**

- Minimum 14 themes per week.
- Minimum 56 themes per month.

## **Time:**

- Long-term cooperation with deserving candidates.





# Theme Topics

**2 to 5 themes are required to be created in the following categories:**

- Places in Middle East
- Regional Games
- Regional Cartoons
- Regional Movies & TV
- Sports
- Nature
- Lifestyle & Arts
- Regional TV/Film celebrities
- Regional Ruling families/Sheikhs/Princes
- Regional & global festivals, e.g. Ramadan, Eid, DSF, any other festivals in GCC, Iran, Iraq, Egypt and Turkey
- Food & Drink, Religion



# Guide lines - Wallpaper

- Selected images should always have high quality.
- The format should be jpg/jpeg only.
- Should be saved in high resolution: 72dpi – less than 2MB.
- The size of the wallpaper is 1440px X 1280px.
- Main design should be in center and there should be 4 verticals parts.
- Make collage or use single image with some good effect (please refer to slides 4, 5 and 6).
- Avoid using images as-is. Always blur the background in character images to focus more on the character image.
- Use text or logo if required.
- 3<sup>rd</sup> party logo(s) should not be visible, if any.
- Every theme should be unique and creative.





# Guide lines - Wallpaper

Example 1



Example 2



Size: 1440px X 1280px





# Guide lines - Wallpaper







## Guide lines - Wallpaper





## Guide lines - Icon

- 23 icons are required to be made for a theme.
- Icons should be of Browser, Calculator, Calendar, Camera, Phone, Contacts, Clock, Email, Gallery, Messages, Music, Video, Downloads, Search, Settings, Maps, Theme icon, Beautify Center, Apps History, Apps, Install History, Clocker, Icon Mask (Icon Base, Icon shape, Icon Cover).
- All icons should look like part of one family. Design, colour and effects should be inline with the wallpaper and the topic.
- The icon size is 192px X 192px.
- The format is png.







## Guide lines - Icon





# Guide lines - Icon






# Guide lines - Icon Family





# Guide lines - Icon Shapes





# Guide lines - Icon Design Method

Example of a phone icon:



192px X 192px  
**Transparent areas**

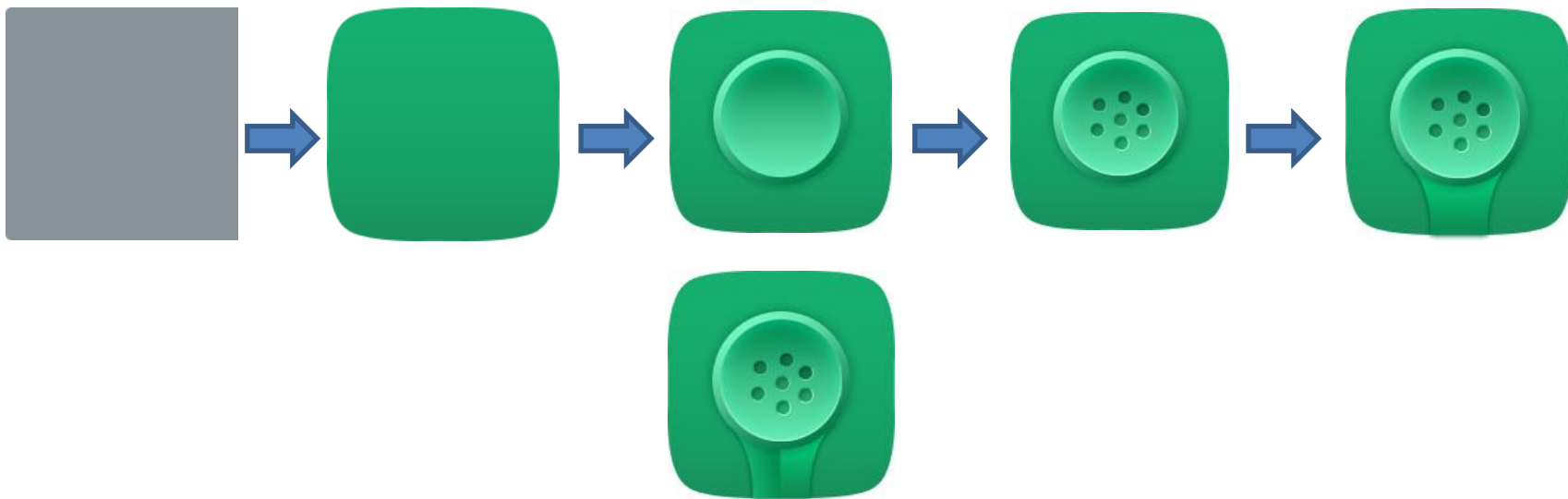
168px X 168px  
**Within that icon**





# Method of Designing General Icons

Example continues:








# Method of Designing Drawer Icon

The drawer icon is an entry to android procedures.

**Example:**






# Method of Designing Icon Mask

The Icon mask include the Icon Base, the Icon Shape and the Icon Cover.

**Example:**





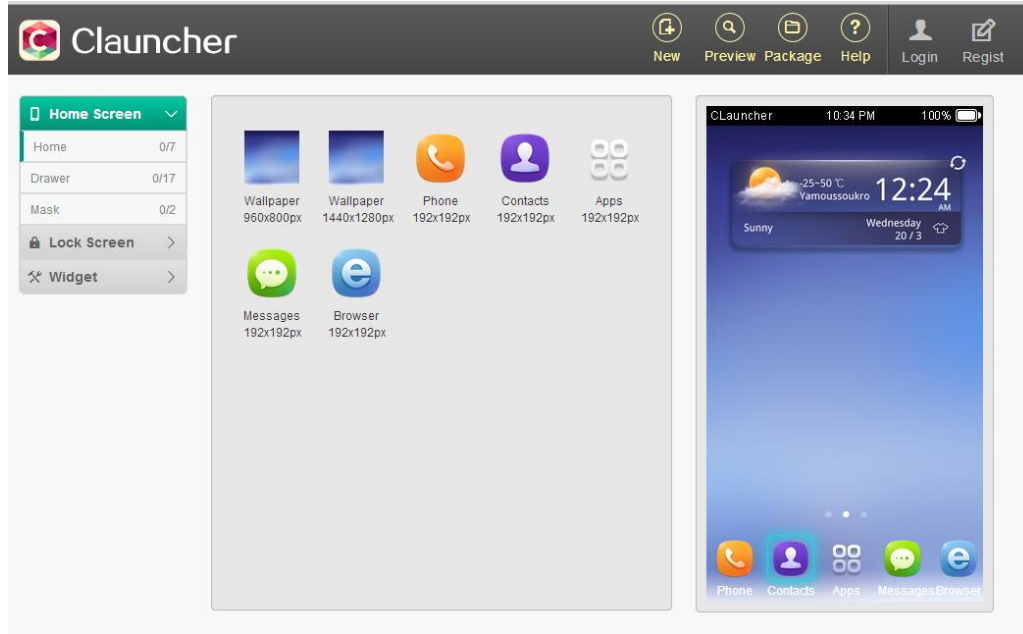
# Example of a complete theme (Wallpaper + icons)





# Upload The Theme

1. Register and login: [www.c-launcher.com](http://www.c-launcher.com)
2. Upload the theme to our web portal: <http://designer.c-launcher.com/>
3. Click on the relative icon model to upload images. Screenshot below for reference.





# Upload The Theme

4. Once all the icons are uploaded please download the theme to the phone and check the results.



5. The theme will be approved by the Clauncher admin.





# THANKS!

**Contact:**

Ali Khan

[alikhana@global.cyou-inc.com](mailto:alikhana@global.cyou-inc.com)