

Email Address

Login

Or

Use Single Signon (SSO)



Test Runs

Refreshes dashboard data based on environment

Filter the list based on personal test runs or all test runs etc.

- Menu Bar
- Create Test Data
 - Administer Test Runs
 - Administer Users
 - Load Data
 - Logout

Development ▼ My test runs ▼

User	Test Run	Emulator	Browser	Status	Passed	Failed	Start	End
[JD]	Test Lifecycle 1	Windows 7	Chrome	Running	01-Jan-2018 01:00:00	
[JD]	Test Lifecycle 2	Windows 10	Edge	Warning	95/100	5/100	01-Jan-2018 01:00:00	01-Jan-2018 01:21:06

Click on test run to view more detailed information on the test run

Run History

Run History

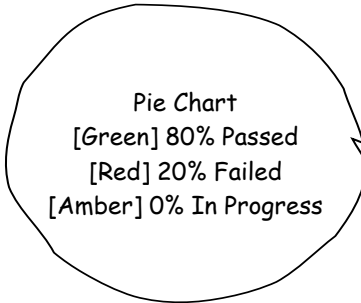
Run History [Demo Company]



If the test case is not set to capture the test result automatically, the user will be required to set the test result manually. A defect can also be raised against any failed tests (only).

- Re-Execute Test Run
- Watch Video
- Download Test Evidence
- Compare Test Run

Test Run Test Lifecycle 1
 Environment Development
 Execution date 01-Jan-2018
 Executed by Mr John Doe
 Staus Complete - Warning
 Emulator Windows 7
 Browser Chrome



Pie chart detailing the status of the test run by percentage

[Status]	Test Results
(Green)	Passed
(Red)	Failed
(Amber)	In progress

Id	Test Script (Steps)	Expected Result	Execution Status	Screenshot	Comments	Test Result	Raise Defect
001	Admission to Hospital	Hospital admission record created	Complete		Add a comment	- ▼	No ▼
002	Create Birth Record	Child birth record created	Complete		Add a comment	Pass ▼	No ▼
003	Discharge from Hospital	Discharge record created	Complete		Add a comment	Pass ▼	No ▼
004	1 month check in	Check in record created	Complete	IMG101.PNG	Err-201	Fail ▼	Yes ▼

Compare

Compare

Compare [Demo Company]



Execution Date

Between

01-MAR-2018

30-APR-2018

Test Lifecycle 1

Order By

Execution Date Asc

Execution Date	Executed By	Status
01-MAR-2018	test.user@test.co.uk	<input type="checkbox"/>
29-MAR-2018	manual.testers@test.com	<input checked="" type="checkbox"/>
07-APR-2018	test.analyst@test.com	<input type="checkbox"/>
09-APR-2018	test.user@test.co.uk	<input type="checkbox"/>

Occurrences of this test run will only be shown if the test steps have not changed. If no prior test runs exist, a message will be displayed stating that there are no runs to compare with.

Once an occurrence has been selected, the test runs will be compared.

Compare Test Results

Compare Test Results

Compare Test Results [Demo Company]



Run Name

Test Lifecycle 1

Current Run

02-Jan-2018 10:59

Step	User	Pass/Fail
Admission to Hospita	TestUser1	<input checked="" type="checkbox"/>
Create Birth Record	TestUser1	<input checked="" type="checkbox"/>
Discharge from Hospital	TestUser1	<input checked="" type="checkbox"/>
6 month check in	TestUser1	<input checked="" type="checkbox"/>

Comparison Result

Partial Match

Previous Run

01-Jan-2018 16:32

Step	User	Pass/Fail
Admission to Hospita	TestUser1	<input checked="" type="checkbox"/>
Create Birth Record	TestUser1	<input checked="" type="checkbox"/>
Discharge from Hospital	TestUser1	<input checked="" type="checkbox"/>
3 month check in	TestUser1	[X]

Tests will be highlighted to show which test results match or differ,


Match

Match

Match

Difference

Create/View Defect

Defect ID	<input type="text" value="BUG.001"/>	Description	<input type="text" value="User receives the error code 999. Please see the screenshot attached"/>	<p>Users will be able to record basic data as to why the test failed.</p>
Test Case ID	<input type="text" value="001"/>	Screenshot		
Raised By	<input type="text" value="test.user@test.com"/> ▼	External Ref.	<input type="text" value="INC90210"/>	<p>A screenshot of where the test failed will automatically be pulled though into this record.</p> <p>Raise Defect</p>
Pod	<input type="text" value="Development"/> ▼	External Ref. URL	<input type="text" value="www.service-now.com/test-company/INC90210"/>	
Release/Version	<input type="text" value="2018.Q1"/>			
Priority	<input type="text" value="3 - Medium"/> ▼			
Assigned to	<input type="text" value="Software Vendor"/> ▼			
Status	<input type="text" value="In Progress"/> ▼			
Est. Fix Date	<input type="text" value="21-APR-2018"/>			
Actual Fix Date	<input type="text"/>			

Defects

Defects Dashboard

Defects Dashboard [Demo Company]



Defects

Refreshes dashboard data based on environment

Filter the list based on personal defects vs all defects etc.

All environments



All open defects



Defect	Raised Date	Raised By	Description	Status	Assigned to	Priority	Estimated Fix	Days Remaining
BUG.0	01-Jan-2018	test.user@test.com	Error when saving transaction	In Progress	Managed Services	3 - Medium	19-Feb	28
BUG.0	10-Jan-2018	test.user@test.co.	Unable to submit process	New	Software Vendor	2 - High	01-Feb-2018	10
BUG.0	01-Jan-2018	test.user@test.com	Error when saving transaction	In Progress	Internal Support	5 - Low	19-Feb	28

Click on test run to view more detailed information on the test run

Re-Execute Test

Re-Execute Test

Re-Execute Test [Demo Company] ☰

Environment

Development▼

Test Case

Execute Entire Test Run
 Execute Individual Test Case

Update address info▼

Schedule

Now
 Later

OS/Browser Variation

Office▼

Execute

Re-executing a test will execute the test on the same environment and os/browser combination etc.

Enabled if Second Option is selected

Later

01-Jan-2018

01:00 PM

Schedule

◀ Jan - 2018 ▶

S	M	T	W	T	F	Sa
31	1	2	3	4	5	6
7	8	9	10	11	12	13
14	15	16	17	18	19	20
21	22	23	24	25	26	27
28	29	30	31	1	2	3
4	5	6	7	8	9	10

Exported from Pencil - Mon Dec 10 2018 23:53:47 GMT+0000 (GMT Standard Time) - Page 8 of 23

Execute Test

Execute Test

Execute Test [Demo Company]



Environment
Test ▼

Test Run
Test Lifecycle 2 ▼

Schedule
 Now
 Later

Hardware/Browser Variation
Project Site - 01 ▼

Execute

Test Run / Test Case list
Dependant Test Run Option

Later

01-Jan-2018

01:00 PM

Schedule

Jan - 2018

S	M	T	W	T	F	Sa
31	1	2	3	4	5	6
7	8	9	10	11	12	13
14	15	16	17	18	19	20
21	22	23	24	25	26	27
28	29	30	31	1	2	3
4	5	6	7	8	9	10

Scheduled Runs

Scheduled Runs

Scheduled Runs [Demo Company]



Scheduled Runs

Refreshes dashboard data based on environment

Filter the list based on personal test runs or all test runs etc.

Development



My test runs



User	Scheduled Run	Emulator	Browser	Start Time
[JD]	Test Lifecycle 1	Windows 7	Chrome	Now
JD]	Test Lifecycle 2	Windows 10	Internet Explorer	Now
[JD]	Test Lifecycle 3	Mac	Chrome	Now
[JD]	Test Lifecycle 4	Windows 7	Chrome	Awaiting Availability
[JD]	Test Lifecycle 5	Windows 7	FireFox	01-Jan-2018 22:30:00
JD]	Test Lifecycle 6	Mac	Safari	01-Jan-2018 23:00:00

Click on a scheduled run to edit the schedule

User Accounts

User Accounts

User Accounts [Demo Company]

Search

All

test

User Login

test.user@test.com

Status

Active

First Name

Test

Locked

No

>

Last Name

User

Password Expiry

31-Dec-2018

User Login

testing.stuff@test.com

Status

Active

First Name

Testing

Locked

No

>

Last Name

Stuff

Password Expiry

31-Dec-2018

Edit User Account

Edit User Accounts

Edit User Accounts [Demo Company]

User Login

test.user@test.com

Status

Active



First Name

Test

Locked

No

Last Name

User

Password Expiry

31-Dec-2018

+ Add Role +

Role	Start Date	End Date	Status
Administer User Accounts	01-Jan-2018	31-Jan-2018	Inactive
Administer Environment	01-Jan-2018		Active
Administer and Execute Test Runs	01-Jan-2018		Active
Administer Pre-defined Tests	01-Jan-2018		Active

Environments

Environments

Environments [Demo Company]

Environment	URL
Development	https://dev.environment.com/login
Test	https://test.environment.com/login
Production	https://environment.com/login
+ Add Environment +	Add's additional row of text boxes

3 environments available by default. Additional environments can be added using the add button.

Save

OS/Browser [Demo Company]

Name OS/Browser combination

Office

Hardware	Browser	Status
Windows 10	Internet Explorer	<input checked="" type="checkbox"/>
Windows 10	Firefox	<input checked="" type="checkbox"/>
Windows 10	Chrome	<input checked="" type="checkbox"/>
Windows 10	Opera	<input type="checkbox"/>
Windows 10	Safari	<input type="checkbox"/>
macOS Mojave	Firefox	<input type="checkbox"/>
macOS Mojave	Chrome	<input type="checkbox"/>
macOS Mojave	Opera	<input type="checkbox"/>
macOS Mojave	Safari	<input type="checkbox"/>

+ Additional Combination +

Add's additional os/browser selection list which can be named accordingly.

Project Site - 01

Hardware	Browser	Status
Windows 10	Internet Explorer	<input checked="" type="checkbox"/>
Windows 10	Firefox	<input checked="" type="checkbox"/>
Windows 10	Chrome	<input checked="" type="checkbox"/>
Windows 10	Opera	<input type="checkbox"/>
Windows 10	Safari	<input type="checkbox"/>
macOS Mojave	Firefox	<input type="checkbox"/>
macOS Mojave	Chrome	<input checked="" type="checkbox"/>
macOS Mojave	Opera	<input type="checkbox"/>
macOS Mojave	Safari	<input checked="" type="checkbox"/>

Users will be able to create many different combinations using the same list. They will be able to name each combination to a meaningful name as per this image, two combinations have been created.

Create Test Case

Create Test Case/Data

Create Test Case/Data [Demo Company]

Module

Function

Create Test Data

Filtered list based on Module

Create Test Data - Train Stop 1

Create Test Case/Data - Step 1

Create Test Case/Data - Step 1 [Demo Company]

Create Test Data



Test Case ID

Test Case

Description

Expected Result

Set Result ▼

Navigation buttons: "Previous" (grey) and "Next" (blue).

Create Test Data - Train Stop 2

Create Test Case/Data - Step 2

Create Test Case/Data - Step 2 [Demo Company]

Create Test Data

Step 2 of 2

Login user

Birth Date

Mothers First Name

Mothers Last Name

Fathers First Name

Fathers Last Name

Childs First Name

Childs Last Name

Gender

Built in expression language
Or users can simply type real data
i.e 11-Nov-2018

SYSDATE +/- n
Gets the current date, plus or minus n days

RANDCHAR(n)
Generates a random string, n characters long

RANDNUM(n,n)
Generates a random number to n decimal places

RANDALPHA(n)
Generates a random alphanumeric string, n characters long

Previous

Next

Add Test Data

Enabled/Displayed once at end of test data

Create Test Run

Create Test Run

Create Test Run [Demo Company]

Environment

Test

OS/Browser Variation




Office

Test Run Name

Enter Test Run Name Here...


Add Test Cases to Test Run

Admission to Hospital
Create Birth Record
Discharge from Hospital
1 month check in
3 month check in
3 month check in



Remove Test Cases from Test Run

Admission to Hospital
Create Birth Record
Discharge from Hospital
3 month check in



Create Test Run

Upload Master Data

Upload Data

Upload Data [Demo Company]



Object

Users ▼

Choose file

Choose file

C:\Documents\Users.csv

File type

CSV with headers ▼

Download Sample Format

Upload

Upload user accounts
Create test data via upload

Enable users to download sample
data to understand the upload
format.

Review Loaded Data

Review Loaded Data

Review Loaded Data [Demo Company]



Review Loaded Data

Username	Email Address	First Name	Last Name	Start Date	Effective End Date
test.user@test.com	test.user@test.com	Test	User	01-Jan-2018	
test.analyst@test.co.uk	test.analyst@test.co.uk	Test	Analyst	01-Jan-2018	
automation.testers@test.com	automation.testers@test.com	Automation	Tester	01-Jan-2018	
manual.testers@test.co.uk	manual.testers@test.co.uk	Manual	Tester	01-Jan-2018	

Allows the user to review the uploaded data before it is saved.

Allows the user to cancel the upload if the data shown does not look correct.

Saves the uploaded data

Cancel Upload

Finish

Upload Predined Tests - Train Stop 1

Upload Predefined Tests - Step 1

Upload Predefined Tests - Step 1 [Demo Company]



Choose file

C:\Documents\SecondBirth.java

Test Name

Module

▼

Upload Predined Tests - Train Stop 2

Upload Predefined Tests - Step 2

Upload Predefined Tests - Step 2 [Demo Company]



Create Test Attributes

Predefined Test ID: 101

Field Name	Field Type
Project Number	AttributeNumber1
Project Name	AttributeChar1
Project Start Date	AttributeDate1
Project End Date	AttributeDate2
Project Description	AttributeChar2
Project Stage	AttributeChar3

+ Add Field +

Add's an additional row

[Empty field with dropdown arrow]

Test	Start Date	End Date	FieldName	FieldType
101	01-Jan-2018	18-Apr-2018	Child Identifier	AttributeNum
101	01-Jan-2018	18-Apr-2018	First Name	AttributeChar
101	01-Jan-2018	18-Apr-2018	Last Name	AttributeChar
101	01-Jan-2018	18-Apr-2018	Date Of Birth	AttributeDate
101	19-Apr-2018		Child Identifier	AttributeNum
101	19-Apr-2018		First Name	AttributeChar
101	19-Apr-2018		Middle Name	AttributeChar
101	19-Apr-2018		Last Name	AttributeChar
101	19-Apr-2018		Date Of Birth	AttributeDate
102	19-Apr-2018		Hospital Identifier	AttributeNum

Mappings Table Used to store the mappings for each predefined test, changes to the test will be date tracked

TestCaseID	TestID	AttributeNumber1	AttributeText1	AttributeDate1	...
002	19-Apr-2018	01	Address Line 1	15-Feb-2018	...
002	19-Apr-2018	01	Queen Elizabeth Hospital	29-Jun-1989	...
002	19-Apr-2018	04	London Bridge Hospital	12-Dec-1985	...
002	19-Apr-2018	06	Brain Service	06-Mar-1990	...

Actual Test Data
This table will have AttributeNumber1-10, AttributeText1-10 and AttributeDate1-10

System Paramaters

System Paramaters

System Paramaters [Demo Company]



Paramater	Value
Log File Retention Period	31
Recordings Retention Period	365
Email From	test@testing.com
Email To	test@automation.com
Idle Timeout	60
Date Format	DD-MON-YYYY
Time Format	HH:MM:SS AM/PM
Time Zone	UTC +00:00